

# Make It Yours® Tables



Choose from an assortment of tables in metal, wood, stone and upholstered styles. Then, select a glass or wood top in multiple shapes and sizes to coordinate with your base. Add a personalized finish to select styles, along with a custom embellishment if desired. Personalize your table — *make it yours*.

## 1 CHOOSE your TABLE BASE. Available top options are listed with each style.

**METAL, WOOD AND STONE BASES** \*Rectangle Wood or Glass Tops require two bases.



**WALLACE**  
P718B Dining Table Base  
W 24 D 24 H 29  
Satin Brass Metal

*Top Options*  
Round Glass: 54, 60, 72  
Square Glass: 54  
Round Wood: 54, 60, 72  
\*Rectangle Wood or Glass



**STAFFORD**  
P721B-SB Dining Table Base  
W 28 D 28 H 29  
Silver Travertine with  
Satin Brass Metal Frame

*Top Options*  
Round Glass: 54, 60, 72  
Square Glass: 54  
Round Wood: 54, 60, 72



**WATKINS**  
P726B Dining Table Base  
W 28 D 28 H 29.5  
French Brass Metal

*Top Options*  
Round Glass: 54, 60, 72  
Round Wood: 54, 60, 72  
\*Rectangle Wood or Glass



**FRANKLIN**  
W727T-SS Dining Table Base  
W 29.5 D 29.5 H 29.25  
Mirror Polished Stainless Steel

*Top Options*  
Round Glass: 42, 48, 54, 60  
Square Glass: 54  
\*Rectangle Glass



**ALVIN**  
W739B Dining Table Base  
W 25 D 25 H 29.5  
Metal Base

Personalized Finishes Available

*Top Options*  
Round Glass: 48, 54, 60  
Square Glass: 54  
Round Wood: 48, 54, 60  
\*Rectangle Wood or Glass



**WILLOW**  
P752B Dining Table Base  
W 30 D 30 H 29  
Resin with Metal Base Plate in  
Powdered Bronze or Powdered Brass

Personalized Finishes Available

*Top Options*  
Round Glass: 54, 60, 72  
Square Glass: 54  
\*Rectangle Glass



**SEXTON**  
P763B Dining Table Base  
W 28 D 28 H 29  
Wood Base with Brass Metal Accents

Personalized Finishes Available

*Top Options*  
Round Glass: 54, 60, 72  
Square Glass: 54  
Round Wood: 54, 60, 72  
\*Rectangle Wood or Glass



**HAWORTH**  
P766B Dining Table Base  
W 30.75 D 30.75 H 29  
Metal Base

Personalized Finishes Available

*Top Options*  
Round Glass: 54, 60  
Square Glass: 54  
Round Wood: 54, 60  
\*Rectangle Wood or Glass

## UPHOLSTERED BASES



**YATES**  
V117-BT Fabric / L117-BT Leather  
Upholstered Bistro Table Base  
W 26 D 26 H 41  
Nail Trim: standard #9

*Top Options*  
Round Glass: 42, 48  
\*Rectangle Glass



**YATES**  
V117-T Fabric / L117-T Leather  
Upholstered Dining Table Base  
W 32 D 32 H 29  
Nail Trim: standard #9

*Top Options*  
Round Glass: 54, 60  
\*Rectangle Wood or Glass

UPHOLSTERED TABLES



**TATE**

V118-GT Fabric/L118-GT Leather Upholstered Game Table  
W 41.5 D 41.5 H 30  
Nail Trim: standard #9  
Ferrules: Brushed Nickel, Bronze or Polished Nickel

*Top Included*  
G118-GT 41.5" Square Glass  
(1/4" thick with bevel)



**TATE**

V118-T Fabric/L118-T Leather Upholstered Table  
W 80 D 40 H 30  
Nail Trim: standard #9  
Ferrules: Brushed Nickel, Bronze or Polished Nickel

*Optional Top Available*  
G118T 80"x40" Rectangle Glass  
(3/8" thick with bevel)



**BINGHAM**

V126-GT Fabric/L126-GT Leather Upholstered Game Table  
W 41.5 D 41.5 H 30  
Nail Trim: standard #9

*Top Included*  
G126-GT 41.5" Square Glass  
(1/4" thick with bevel)



**BINGHAM**

V126-T Fabric/L126-T Leather Upholstered Dining Table  
W 80 D 40 H 30.5  
Nail Trim: standard #9

*Optional Top Available*  
G126-T 80"x40" Rectangle Glass  
(3/8" thick with bevel)

**2 CHOOSE your TABLE TOP.** Refer to tables in Step 1 for the top options that will work with each style.

**GLASS TOPS** All round tops have a flat edge.



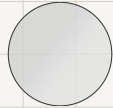
**Round 42"**

Ⓞ **42:** GF42x3/4  
3/4" Flat Edge  
104 pounds



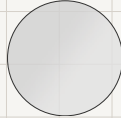
**Round 48"**

Ⓞ **48:** GF48x3/4  
3/4" Flat Edge  
112 pounds



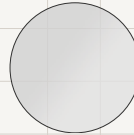
**Round 54"**

Ⓞ **54:** GF54x3/4  
3/4" Flat Edge  
118 pounds



**Round 60"**

Ⓞ **60:** GF60x3/4  
3/4" Flat Edge  
160 pounds



**Round 72"**

Ⓞ **72:** GF72x3/4  
3/4" Flat Edge  
260 pounds



**Square 54"**

Ⓞ **54x54:** GF54SQGL  
1/2" Flat Edge  
145 pounds



**Rectangle\* 80" x 46"**

Ⓞ **80x46:** GL-80x46  
1/2" Flat Edge  
200 pounds

**WOOD TOPS**



Flat Edge



Personalized Finishes Available



**Round 40"**

**Ash Smooth**  
Ⓞ **40:** FE-40  
2" Flat Edge  
35 pounds



**Round 48"**

**Ash Smooth**  
Ⓞ **48:** FE-48  
2" Flat Edge  
45 pounds



**Round 54"**

**Ash Smooth**  
Ⓞ **54:** FE-54  
2" Flat Edge  
56 pounds



**Round 60"**

**Ash Smooth**  
Ⓞ **60:** FE-60  
2" Flat Edge  
76 pounds



**Round 72"**

**Ash Smooth**  
Ⓞ **72:** FE-72  
2" Flat Edge  
285 pounds



**Rectangle\*  
W 84-128" x D 48"**

Includes two 22" extensions

**Ash Smooth**  
Ⓞ **84x48:** FE 84-128  
2" Flat Edge  
285 pounds



**Rectangle\*  
W 104-144" x D 48"**

Includes two 20" extensions

**Ash Smooth**  
Ⓞ **104x48:** FE 104144  
2" Flat Edge  
325 pounds

## WATKINS



P726B WATKINS DINING TABLE BASE

Overall: W 28 D 28 H 29.5

Standard Features: French Brass Metal Base

Top not included - must specify top option (additional charge):

Round Glass Top: 54", 60", 72" (flat edge)

Rectangle Glass Top (requires two bases): 80"x46" (flat edge)

Round Wood Top: 54", 60", 72" (Ash Smooth with flat edge)

Rectangle Wood Top (requires two bases): 84-128"x48" (Ash Smooth with flat edge)

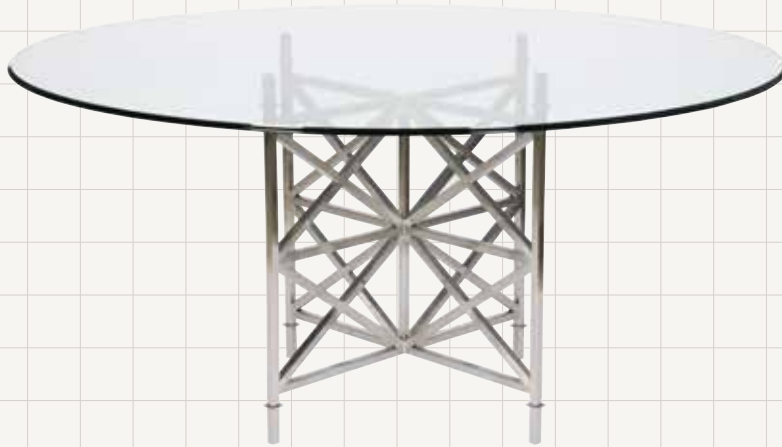
Rectangle Wood Top (requires two bases): 104-144"x48" (Ash Smooth with flat edge)

Select a top option (additional charge).

◆ P726B. French Brass Metal Base. Optional\* 54" Round Wood Top (FE-54) in Amarone finish.  
\*Optional charges may apply.

Weight: 73 lbs / Cartons: 1

## FRANKLIN



W727T-SS FRANKLIN DINING TABLE BASE

Overall: W 29.5 D 29.5 H 29.25

Standard Features: Mirror Polished Stainless Steel Base

Top not included - must specify top option (additional charge):

Round Glass Top: 42", 48", 54", 60" (flat edge)

Square Glass Top: 54" (flat edge)

Rectangle Glass Top (requires two bases): 80"x46" (flat edge)

Select a top option (additional charge).

◆ W727T-SS. Finish: Mirror Polished Stainless Steel. Optional\* 60" Round Glass Top (GF60x3/4).  
\*Optional charges may apply.

Weight: 30 lbs / Cartons: 1

MICHAEL WEISS

# ALVIN




**W739B ALVIN DINING TABLE BASE**

MICHAEL WEISS

Overall: W 25 D 25 H 29.5  
 Standard Features: Metal Base  
 Top not included - must specify top option (*additional charge*):  
 Round Glass Top: 48", 54", 60" (flat edge)  
 Square Glass Top: 54" (flat edge)  
 Rectangle Glass Top (*requires two bases*): 80"x46" (flat edge)  
 Round Wood Top: 48", 54", 60" (Ash Smooth with flat edge)  
 Rectangle Wood Top (*requires two bases*): 84-128"x48" (Ash Smooth with flat edge)  
 Rectangle Wood Top (*requires two bases*): 104-144"x48" (Ash Smooth with flat edge)

◆ W739B-FM. Finish: French Metal. Optional\* 54" Square Glass Top (GF54SQGL). \*Optional charges may apply.

Weight: 145 lbs / Cartons: 1

 **Personalized Finishes Available**  
 (metal, metallic paint)

**Select a metal finish and a top option (additional charge).**

# WILLOW




**P752B WILLOW DINING TABLE BASE**

Overall: W 30 D 30 H 29  
 Standard Features: Resin with Metal Base Plate in Powdered Bronze or Powdered Brass  
 Top not included - must specify top option (*additional charge*):  
 Round Glass Top: 54", 60", 72" (flat edge)  
 Square Glass Top: 54" (flat edge)  
 Rectangle Glass Top (*requires two bases*): 80"x46" (flat edge)

◆ P752B-AS. Finish: Antique Silver; Metal Base Plate in Powdered Bronze. Optional\* 60" Round Glass Top (GF60x3/4). \*Optional charges may apply.

Weight: 140 lbs / Cartons: 1

 **Personalized Finishes Available**  
 (paint, metallic paint, MIY paint, premium leaf on wood)

**Select a base finish, metal base plate finish and a top option (additional charge).**

## SEXTON




P763B SEXTON DINING TABLE BASE

Overall: W 28 D 28 H 29  
 Wood Species: Ash Solids and Veneers  
 Standard Features: Wood Base with Satin Brass Metal Accents  
 Top not included - must specify top option (additional charge):  
 Round Glass Top: 54", 60", 72" (flat edge)  
 Square Glass Top: 54" (flat edge)  
 Rectangle Glass Top (requires two bases): 80"x46" (flat edge)  
 Round Wood Top: 54", 60", 72" (Ash Smooth with flat edge)  
 Rectangle Wood Top (requires two bases): 84-128"x48" (Ash Smooth with flat edge)  
 Rectangle Wood Top (requires two bases): 104-144"x48" (Ash Smooth with flat edge)

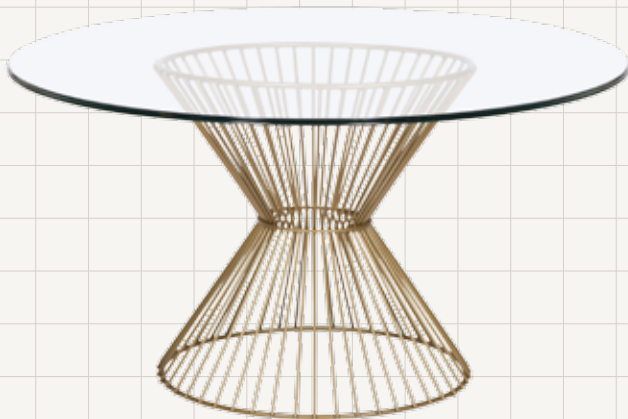
◆ P763B. Finish: Marquis. Satin Brass Metal Accents. Optional\* 54" Round Glass Top (GF54x3/4).  
 \*Optional charges may apply.

Weight: 125 lbs / Cartons: 1

 **Personalized Finishes Available**  
 (stain, paint, metallic paint, MIY paint, artisan, premium leaf on wood)

Select a wood finish and a top option (additional charge).

## REESE




P766B HAWORTH DINING TABLE BASE

Overall: W 30.75 D 30.75 H 29  
 Standard Features: Metal Base  
 Top not included - must specify top option (additional charge):  
 Round Glass Top: 54", 60" (flat edge)  
 Square Glass Top: 54" (flat edge)  
 Rectangle Glass Top (requires two bases): 80"x46" (flat edge)  
 Round Wood Top: 54", 60" (Ash Smooth with flat edge)  
 Rectangle Wood Top (requires two bases): 84-128"x48" (Ash Smooth with flat edge)  
 Rectangle Wood Top (requires two bases): 104-144"x48" (Ash Smooth with flat edge)

◆ Left: P766B-PB. Finish: Powdered Brass. Optional\* 54" Round Glass Top (GF54x3/4). \*Optional charges may apply.

◆ Right: P766B. Finish: Carbon. Optional\* 60" Round Wood Top (FE-60) in Shaded Slate finish.  
 \*Optional charges may apply.

Weight: 73 lbs / Cartons: 1

 **Personalized Finishes Available**  
 (metal, metallic paint)

Select a metal finish and a top option (additional charge).

## YATES

(F) Fabric (L) Leather



V117-BT YATES UPHOLSTERED BISTRO TABLE BASE (U) Upholstered Accents/Occasional Pricing

Overall: W 26 D 26 H 41  
Nail Trim: standard #9 (perimeter of panel edges)  
COM (54" plain): 4.5 yd / COL: 59 sq ft  
Top not included - must specify top option (additional charge):  
Round Glass Top: 42", 48" (flat edge)  
Rectangle Glass Top (requires two bases): 80"x46" (flat edge)

Select a fabric or leather, nail trim (specify size/finish) and a top option (additional charge).

Note: Leather style will have seams.

Related Styles:  
V117-T Upholstered Dining Table Base

(L) L117-BT. Leather: Bolero Coastal Fog. Nail Trim: standard #9 in Black Silver (perimeter of panel edges). Optional\* 42" Round Glass Top (GF42x3/4). \*Optional charges may apply.

## YATES

(F) Fabric (L) Leather



V117-T YATES UPHOLSTERED DINING TABLE BASE (N) Upholstered Accents/Occasional Pricing

Overall: W 32 D 32 H 29  
Nail Trim: standard #9 (perimeter of panel edges)  
COM (54" plain): 5 yd / COL: 55 sq ft  
Top not included - must specify top option (additional charge):  
Round Glass Top: 54", 60" (flat edge)  
Square Glass Top: 54" (flat edge)  
Rectangle Glass Top (requires two bases): 80"x46" (flat edge)  
Round Wood Top: 54", 60" (Ash Smooth with flat edge)  
Rectangle Wood Top (requires two bases): 84-128"x48" (Ash Smooth with flat edge)  
Rectangle Wood Top (requires two bases): 104-144"x48" (Ash Smooth with flat edge)

Select a fabric or leather, nail trim (specify size/finish) and a top option (additional charge).

Related Styles:  
V117-BT Upholstered Bistro Table Base

(L) L117-T. Leather: no longer available. Nail Trim: standard #9 in Black Silver (perimeter of panel edges). Optional\* 54" Round Glass Top (GF54x3/4). \*Optional charges may apply.